


Presented in CC
2/8/16



City of Cleburne Summary

October-December 2015

October 2015

	Responses	Transports	Exceptions	Compliance %	Transport %
Priority 1	114	98	2	98%	86%
Priority 2	210	136	5	98%	65%
Priority 3	72	52	1	99%	72%
Scheduled Transfers	0	0	0		
Unscheduled Transfers	84	82	3	96%	98%
Total	480	368	11		77%

	Number	Percentage
Baylor All Saints	3	0.82%
Cook FW Childrens	23	6.25%
John Peter Smith	10	2.72%
Methodist Medical Center-Mansfield	1	0.27%
Plaza Medical Center - Burleson	0	0.00%
Plaza Medical Center - Fort Worth	6	1.63%
Texas Health- Arlington	1	0.27%
Texas Health- Burleson	1	0.27%
Texas Health- Cleburne	195	52.99%
Texas Health- Fort Worth	52	14.13%
Texas Health- Huguley	55	14.95%
Texas Health- Southwest	6	1.63%
Other	15	4.08%
VA Medical Center Dallas	0	0.00%
Total	368	

	Number	% of Total
Patient Refusal/Treat No Transport	32	6.67%
Pt Is DOS	0	0.00%
Cancellation- No Patient	80	16.67%

Transfers out of Texas Health- Cleburne	82
Mutual Aid Provided	0
Mutual Aid Received	2
Helicopter	12

City of Cleburne
 Avg Total Task Time, Emergency Calls 1:37:00
 Unit hours produced 6126
 Response UHU 0.078
 Transport UHU 0.060

Nature of Call	Count	%	Patient Age	Count	%
Auto Ped Age <13	0	0%	0-13	6	2%
Auto Ped Age >13	0	0%	14-20	19	5%
Traffic Accident	6	2%	21--30	22	6%
Cardiac	20	5%	31-40	25	7%
Respiratory	24	7%	41-50	33	9%
Stroke	2	1%	51-60	42	11%
Fall	20	5%	61-70	86	23%
Trauma	12	3%	Over 70	135	37%
Other Medical	224	61%	Total	368	
Unknown	60	16%			
Total	368				



Priority 1
Priority 2
Priority 3
Scheduled Transfers
Unscheduled Transfers

Responses	Transports	Exceptions	Compliance %	Transport %
115	99	1	99%	86%
187	123	3	98%	66%
82	51	0	100%	62%
0	0	0		
107	105	9	92%	98%
491	378	13		77%

Baylor All Saints
Cook FW Childrens
John Peter Smith
Methodist Medical Center-Mansfield
Plaza Medical Center - Burleson
Plaza Medical Center - Fort Worth
Texas Health- Arlington
Texas Health- Burleson
Texas Health- Cleburne
Texas Health- Fort Worth
Texas Health- Huguley
Texas Health- Southwest
Other
VA Medical Center Dallas

	Number	Percentage
	3	0.79%
	23	6.08%
	1	0.26%
	0	0.00%
	0	0.00%
	5	1.32%
	3	0.79%
	6	1.59%
	170	44.97%
	72	19.05%
	67	17.72%
	11	2.91%
	17	4.50%
	0	0.00%
Total	378	

Patient Refusal/Treat No Transport
Pt Is DOS
Cancellation- No Patient

	Number	% of Total
	29	5.91%
	5	1.02%
	79	16.09%

Transfers out of Texas Health- Cleburne
Mutual Aid Provided
Mutual Aid Received

101
0
2

Helicopter

City of Cleburne
Avg Total Task Time, Emergency Calls 1:02:25
Unit hours produced 6126
Response UHU 0.080
Transport UHU 0.062

Nature of Call
Auto Ped Age <13
Auto Ped Age >13
Traffic Accident
Cardiac
Respiratory
Stroke
Fall
Trauma
Other Medical
Transfers/ Interfacility
Unknown

	Count	%
	0	0%
	0	0%
	21	6%
	21	6%
	20	5%
	3	1%
	20	5%
	7	2%
	70	19%
	147	39%
	69	18%
Total	378	

Patient Age	Count	%
0-13	23	6%
14-20	8	2%
21-30	30	8%
31-40	38	10%
41-50	40	11%
51-60	52	14%
61-70	58	15%
Over 70	129	34%
Total	378	



	Responses	Transports	Exceptions	Compliance %	Transport %
Priority 1	106	91	0	100%	86%
Priority 2	203	137	2	99%	67%
Priority 3	54	39	0	100%	72%
Scheduled Transfers	0	0	0		
Unscheduled Transfers	84	82	1	99%	98%
	447	349	3		78%

	Number	Percentage
Baylor All Saints	3	0.86%
Cook FW Childrens	25	7.16%
John Peter Smith	4	1.15%
Methodist Medical Center-Mansfield	0	0.00%
Plaza Medical Center - Burleson	0	0.00%
Plaza Medical Center - Fort Worth	2	0.57%
Texas Health- Arlington	2	0.57%
Texas Health- Burleson	0	0.00%
Texas Health- Cleburne	188	53.87%
Texas Health- Fort Worth	56	16.05%
Texas Health- Huguley	52	14.90%
Texas Health- Southwest	4	1.15%
Other	10	2.87%
VA Medical Center Dallas	3	0.86%
Total	349	

	Number	% of Total
Patient Refusal/Treat No Transport	31	6.94%
Pt is DOS	3	0.67%
Cancellation- No Patient	64	14.32%

Transfers out of Texas Health- Cleburne	81
Mutual Aid Provided	0
Mutual Aid Received	5

Helicopter	12
------------	----

City of Cleburne


Avg Total Task Time, Emergency Calls 1:00:46

Unit hours produced 6126

Response UHU 0.073
Transport UHU 0.057

Nature of Call	Count	%
Auto Ped Age <13	0	0%
Auto Ped Age >13	0	0%
Traffic Accident	9	3%
Cardiac	19	5%
Respiratory	15	4%
Stroke	4	1%
Fall	20	6%
Trauma	11	3%
Other Medical	89	26%
Transfers/ Interfacility	130	37%
Unknown	52	15%
Total	349	

Patient Age	Count	%
0-13	25	7%
14-20	10	3%
21-30	23	7%
31-40	20	6%
41-50	37	11%
51-60	46	13%
61-70	59	17%
Over 70	129	37%
Total	349	



Johnson County Rural Summary
October-December 2015

Small vertical text on the right edge of the page, likely a page number or reference code.

October 2015

	Response	Transport	Exception	Compliance %	Transport %
Priority 1	205	163	20	90%	80%
Priority 2	388	135	23	94%	35%
Priority 3	108	60	6	94%	56%
Scheduled Transfers	0	0	0		
Unscheduled Transfers	0	0	0		
Totals	701	358	49		51%

	Number	Percentage
Baylor All Saints	4	1.12%
Cook FW Childrens	12	3.35%
John Peter Smith	15	4.19%
Methodist Medical Center-Mansfield	42	11.73%
Plaza Medical Center - Burleson	1	0.28%
Plaza Medical Center - Fort Worth	4	1.12%
Texas Health- Arlington	0	0.00%
Texas Health- Burleson	9	2.51%
Texas Health- Cleburne	58	16.20%
Texas Health- Fort Worth	52	14.53%
Texas Health- Huguley	139	38.83%
Texas Health- Southwest	4	1.12%
Other	18	5.03%
VA Medical Center Dallas	0	0.00%
Total	358	

	Number	% of Total
Patient Refusal/Treat No Transport	227	32.38%
Pt is DOS	7	1.00%
Cancellation- No Patient	109	15.55%

Mutual Aid Provided	33
Mutual Aid Received	6

Helicopter	12
------------	----

Johnson County
 Avg Total Task Time, Emergency Cal 1:17:40
 Unit hours produced 6126
 Response UHU 0.114
 Transport UHU 0.058

Nature of Call	Count	%
Auto Ped Age <13	0	0%
Auto Ped Age >13	0	0%
Traffic Accident	29	8%
Cardiac	54	15%
Respiratory	28	8%
Stroke	8	2%
Fall	28	8%
Trauma	17	5%
Other Medical	130	36%
Unknown	64	18%
Total	358	

Patient Age	Count	%
0-13	15	4%
14-20	24	7%
21--30	33	9%
31-40	31	9%
41-50	43	12%
51-60	62	17%
61-70	56	16%
Over 70	94	26%
Total	358	



November 2015

	Responses	Transports	Exceptions	Compliance %	Transport %
Priority 1	209	168	11	95%	80%
Priority 2	315	137	17	95%	43%
Priority 3	97	56	4	96%	58%
Scheduled Transfers	0	0	0		
Unscheduled Transfers	0	0	0		
Totals	621	361	32		58%

	Number	Percentage
Baylor All Saints	3	0.83%
Cook FW Childrens	18	4.99%
John Peter Smith	11	3.05%
Methodist Medical Center-Mansfield	48	13.30%
Plaza Medical Center - Burleson	0	0.00%
Plaza Medical Center - Fort Worth	4	1.11%
Texas Health- Arlington	0	0.00%
Texas Health- Burleson	12	3.32%
Texas Health- Cleburne	52	14.40%
Texas Health- Fort Worth	39	10.80%
Texas Health- Huguley	164	45.43%
Texas Health- Southwest	4	1.11%
Other	6	1.66%
VA Medical Center Dallas	0	0.00%
Total	361	

	Number	% of Total
Patient Refusal/Treat No Transport	134	21.58%
Pt is DOS	12	1.93%
Cancellation- No Patient	114	18.36%

Mutual Aid Provided	25
Mutual Aid Received	7
Helicopter	4

Johnson County

Avg Total Task Time, Emergency Calls 1:15:49

Unit hours produced 6126

Response UHU 0.101

Transport UHU 0.059

Nature of Call	Count	%
Auto Ped Age <13	0	0%
Auto Ped Age >13	0	0%
Traffic Accident	32	9%
Cardiac	43	12%
Respiratory	38	11%
Stroke	3	1%
Fall	20	6%
Trauma	15	4%
Other Medical	125	35%
Unknown	85	24%
Total	361	

Patient Age	Count	%
0-13	18	5%
14-20	16	4%
21-30	35	10%
31-40	36	10%
41-50	26	7%
51-60	71	20%
61-70	75	21%
Over 70	84	23%
Total	361	



Priority 1
Priority 2
Priority 3
Scheduled Transfers
Unscheduled Transfers

	Responses	Transports	Exceptions	Compliance %	Transport %
Priority 1	219	161	11	95%	74%
Priority 2	350	124	11	97%	35%
Priority 3	98	49	2	98%	50%
Scheduled Transfers	0	0	0		
Unscheduled Transfers	0	0	0		
Totals	667	334	24		50%

Baylor All Saints
Cook FW Childrens
John Peter Smith
Methodist Medical Center-Mansfield
Plaza Medical Center - Burleson
Plaza Medical Center - Fort Worth
Texas Health- Arlington
Texas Health- Burleson
Texas Health- Cleburne
Texas Health- Fort Worth
Texas Health- Huguley
Texas Health- Southwest
Other
VA Medical Center Dallas

	Number	Percentage
Baylor All Saints	4	1.20%
Cook FW Childrens	19	5.69%
John Peter Smith	5	1.50%
Methodist Medical Center-Mansfield	46	13.77%
Plaza Medical Center - Burleson	0	0.00%
Plaza Medical Center - Fort Worth	3	0.90%
Texas Health- Arlington	0	0.00%
Texas Health- Burleson	9	2.69%
Texas Health- Cleburne	38	11.38%
Texas Health- Fort Worth	62	18.56%
Texas Health- Huguley	126	37.72%
Texas Health- Southwest	9	2.69%
Other	13	3.89%
VA Medical Center Dallas	0	0.00%
Total	334	

Patient Refusal/Treat No Transport
Pt is DOS
Cancellation- No Patient

	Number	% of Total
Patient Refusal/Treat No Transport	217	32.53%
Pt is DOS	9	1.35%
Cancellation- No Patient	107	16.04%

Mutual Aid Provided
Mutual Aid Received

Mutual Aid Provided	17
Mutual Aid Received	2

Helicopter

Helicopter	13
------------	----

Johnson County
Avg Total Task Time, Emergency Calls 1:15:00

Unit hours produced 6126

Response UHU 0.109
Transport UHU 0.055

Nature of Call
Auto Ped Age <13
Auto Ped Age >13
Traffic Accident
Cardiac
Respiratory
Stroke
Fall
Trauma
Other Medical
Unknown

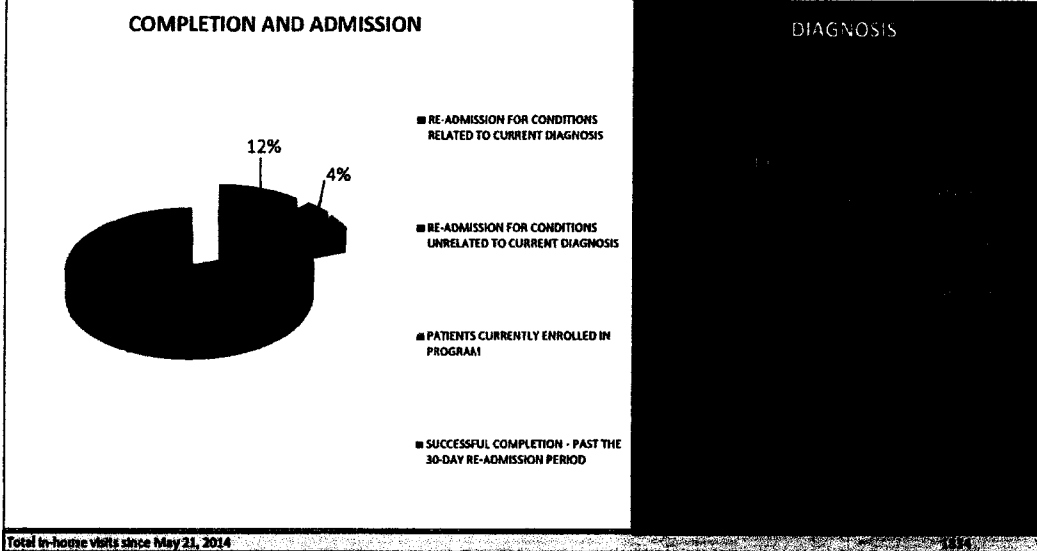
	Count	%
Auto Ped Age <13	0	0%
Auto Ped Age >13	0	0%
Traffic Accident	41	12%
Cardiac	34	10%
Respiratory	45	13%
Stroke	9	3%
Fall	24	7%
Trauma	12	4%
Other Medical	115	34%
Unknown	54	16%
Total	334	

Patient Age	Count	%
0-13	20	6%
14-20	20	6%
21--30	33	10%
31-40	30	9%
41-50	29	9%
51-60	45	13%
61-70	57	17%
Over 70	100	30%
Total	334	



Community Health Summary
May 21, 2014-December 2015

CHF PROGRAM	PATIENTS	TOTAL ENROLLED	PERCENTAGE
CHF PATIENTS	100	351	28.49%
COPD PATIENTS	224	351	63.82%
DUAL DIAGNOSIS	38	351	10.83%
RE-ADMISSION FOR CONDITIONS RELATED TO CURRENT DIAGNOSIS	42	351	11.97%
RE-ADMISSION FOR CONDITIONS UNRELATED TO CURRENT DIAGNOSIS	13	351	3.70%
PATIENTS CURRENTLY ENROLLED IN PROGRAM	14	351	3.99%
SUCCESSFUL COMPLETION - PAST THE 30-DAY RE-ADMISSION PERIOD	282	351	80.34%



Copyright © 2014 CareFlite, Inc. All rights reserved. CareFlite, the CareFlite logo, and the CareFlite logo are trademarks of CareFlite, Inc. All other trademarks are the property of their respective owners.



Before September 2015

Station	Address	Unit(s)
Admin	315 S. Caddo St. Cleburne, TX 76033	900
Cleburne Station 1	220 S. Ridgeway Cleburne TX 76033	901{24HR} 905 Tues-Sat(rolling 12HR) system status
Cleburne Station 2	1902 Granbury St. Cleburne, TX 76033	902{24HR} 906 System status (16HR)Mon-Sat
Alvarado Fire Department	203 S. Friou St. Alvarado, TX 76009	903{24HR}
Joshua Fire Department	777 N. Main Joshua, TX 76058	904{24HR}
Godley Fire Department	200 Main St Godley, TX 76044	907{12HR} Mon-Sun
Community Health	315 S. Caddo St. Cleburne, TX 76033	CHP Mon-Sat



Station	Address	Unit(s)
Admin	315 S. Caddo St. Cleburne, TX 76033	900
Cleburne Station 1	220 S. Ridgeway Cleburne TX 76033	901{24HR}
Cleburne Station 2	1902 Granbury St. Cleburne, TX 76033	902{24HR}
Alvarado Fire Department	203 S. Friou St. Alvarado, TX 76009	903{24HR}
Joshua Fire Department	777 N. Main Joshua, TX 76058	904{24HR}
Briaroaks Fire Department	8232 County Road 528 Burleson TX. 76028	905{24HR}
Grandview Fire Department	7005 High Grove Road Grandview TX. 76050	906{16HR} Mon-Sat.
Godley Fire Department	200 Main St Godley, TX 76044	907{12HR} Mon-Sun
Venus Fire Department	101 3rd St. Venus TX. 76084	908{24HR}
Rio Vista Fire Department	102 E Depot St, Rio Vista, TX 76093	909{12} M-W-FRI-Sun
Community Health	315 S. Caddo St. Cleburne, TX 76033	CHP Mon-Sat